

Z-FLEX LINERS AND DIRECT VENTING

www.z-flex.com

INDEX

CONNECTOR SYSTEMS	
FLEXIBLE GAS VENT.....	10-4 – 10-5
FLEXIBLE OIL-VENT™.....	10-11
Z-FLEX INSTALLATION INSTRUCTIONS.....	10-6
KITS	
CHIMNEY LINER — STAINLESS STEEL.....	10-7 – 10-9
DIRECT VENT FOR GAS FIREPLACES.....	10-15
LENNOX FLEX VENT.....	10-16
PELLET AND SOLID FUEL TRIPLE LOCK CHIMNEY LINER.....	10-25
Z-FLEX STAINLESS STEEL CHIMNEY LINER FOR WOOD STOVES.....	10-24
LINERS	
CHIMNEY — Z-FLEX INSUL-LINER – PRE-INSULATED — FOR CATEGORY I GAS HEATING EQUIPMENT AND GAS FIREPLACES.....	10-3
FLEXIBLE — TRIPLE LOCK — STAINLESS STEEL.....	10-2
FLEXIBLE STAINLESS STEEL ROUND AND ACCESSORIES.....	10-10
RIGID — STAINLESS STEEL.....	10-2
TRIPLE LOCK.....	10-24
OIL-DIRECT BY Z-FLEX.....	10-26
SPECIAL ORDERS.....	10-16
Z-VENT III™	
GAS VENT FOR CATEGORY III AND IV HEATING EQUIPMENT — STAINLESS STEEL.....	10-14
SPECIAL GAS VENT FOR CATEGORY II, III, IV HEATING EQUIPMENT.....	10-12 – 10-13
Z-VENT ADAPTERS.....	10-15
Z-VENT APPLIANCE ADAPTERS.....	10-17 – 10-21
SPECIAL ADAPTERS.....	10-21
Z-VENT SPECIAL COMMERCIAL SYSTEMS.....	10-22 – 10-23

Expert Service. Quality Products. Since 1960.

Z-FLEX LINERS AND DIRECT VENTING

www.z-flex.com

STAINLESS STEEL FLEXIBLE LINER — TRIPLE LOCK

- Material: Stainless Steel 316Ti
- Temperature Range: -50°C to 850°C (-60°F to 1650°F)
- Operating Pressure: Low, Medium, High
- Bend Radius: 1-1/2 × Diameter



ITEM #	MODEL	SIZE (")	LENGTH (')
702870	T/L SS	3	Varied
702871	T/L SS	4	Varied
702872	T/L SS	5	Varied
702873	T/L SS	6	Varied
702874	T/L SS	7	Varied
702875	T/L SS	8	Varied

STAINLESS STEEL RIGID LINER

- Material: 304 Stainless Steel
- Designed for all fuel
- New fusion welded pipe seam for smoother finish and better fit

Available lengths: 1', 2', 3' and 4'.

Diameters: 3" – 10" lengths.

ITEM #	MODEL	SIZE (")
703750	2ZR321X512	5 × 12
703751	2ZR321X524	5 × 24
703752	2ZR321X536	5 × 36
703753	2ZR321X548	5 × 48
703755	2ZR321X624	6 × 24
703756	2ZR321X636	6 × 36
703757	2ZR321X648	6 × 48
703758	2ZR321X712	7 × 12
703759	2ZR321X724	7 × 24
703760	2ZR321X736	7 × 36
703761	2ZR321X748	7 × 48



NOTE: Insulation required for wood burning applications.

Z-FLEX LINERS AND DIRECT VENTING

www.z-flex.com


CHIMNEY LINER — Z-FLEX INSUL-LINER™

PRE-INSULATED CHIMNEY LINER FOR CATEGORY I GAS HEATING EQUIPMENT AND GAS FIREPLACES

Insul-Liner is another “simple solution” from Z-FLEX. The National Fuel Gas Code (NFPA 54, ANSI Z223.1) recommends, but does not require, that liners be insulated in certain situations.

A good rule of thumb is to use an insulated liner in exterior chimneys or when a brick chimney has no clay liner at all. The insulation will keep the flue gases warm to prevent condensation. Also refer to the equipment manufacturer’s

instructions for their recommendations. Insul-Liner can be substituted for B-Vent when relining a masonry chimney. Insul-Liner is insulated at the factory and protected with an outer aluminum jacket. This eliminates the time needed to insulate on the jobsite and prevents damage to the insulation during installation. Simply remove from the box and install.



Insul-Liner Kit

Kit includes:

- Insulated Aluminum Liner
- Chimney Flashing
- Rain Cap
- Mortar Collar
- 3 Screws

Part #02GIAKXX __Dia. __Lgth.

Available in 3" – 8" diameters. 20' lengths.

Please specify diameter and length at time of order.



Insul-Liner Gas Fireplace Kit

Kit includes:

- Insulated Aluminum Liner
- Chimney Flashing
- Rain Cap
- Fireplace Connector
- 3 Screws

Part #02GBAFK __Dia. __Lgth.

Available in 4", 5", 6" diameters. 20' lengths.

Please specify diameter and length at time of order.

Z-FLEX LINERS AND DIRECT VENTING

www.z-flex.com

FLEXIBLE GAS VENT CONNECTOR SYSTEM

Insulvent™ is a double-wall insulated vent connector, designed to make insulated connections between appliance and common vent (i.e. B-Vent, masonry chimney, or Z-Flex chimney liner products), easy and economical. Simply cut to desired length and attach quick-connect ends.

- Universal B-Vent “Y” adapts Insulvent to any existing B-Vent chimney
- Installs in half the time
- Eliminates costly elbows and accessories

New Insult-Vent Lateral “Y” makes installation even easier

- Universally adapts to B-Vent with branch connections
- Insulvent flex ready

NOTE: For Installation Instructions, please refer to index.



ITEM #	MODEL	DESCRIPTION
742030	–	Flex – 4" per ft.
742052	–	4" × 10' per ft.
742033	–	4" × 3' / length c/w ends
742035	–	4" × 5' / length c/w ends
742037	–	4" × 7' / length c/w ends
742038	–	4" × 8' / length c/w ends
742040	–	4" × 10' / length c/w ends
742060	–	5" × 5'/length
742062	–	5" × 8'/length
742221	2IVUCXX04	Universal Connection – 4"
742222	2Z1CPRP04	Appliance Connector

Z-FLEX LINERS AND DIRECT VENTING

www.z-flex.com

FLEXIBLE GAS VENT CONNECTOR SYSTEM (cont'd)



Insul-Vent Universal Connector


Part #2IVUCXX __Dia.

The Universal Connectors fit any type of single wall pipe, any Type B-Vent or Z-FLEX Chimney Liner.



Insul-Vent Appliance Connector

Part #2ZICPRP __Dia.



Additional Length of Insul-Vent

Part #2INSGAC __Dia. __Lgth.

Available in 3", 4", 5", 6", 7, 8" diameters. Available in lengths to 20'.



Single-Vent Universal Connector

Part #2IVUCXX __Dia.

The Universal Connectors fit any type of single wall pipe, any Type B-Vent or Z-FLEX Chimney Liner.



Single-Vent Appliance Connector

Part #2ZSCPRP __Dia.

TYPICAL APPLICATION

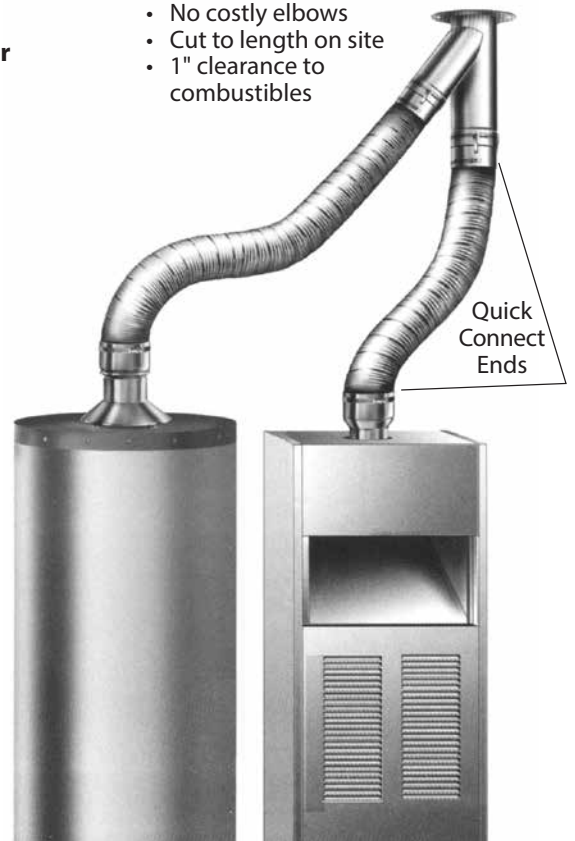
- No drilling or screwing required
- No costly elbows
- Cut to length on site
- 1" clearance to combustibles



Additional Length of Single-Vent

Part #2GAXXXX __Dia. __Lgth.

Available in 3", 4", 5", 6", 7", 8" diameters. Available in lengths to 20'.



NOTE: For Installation Instructions, please refer to index.

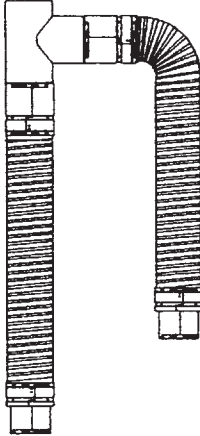
Z-FLEX LINERS AND DIRECT VENTING

www.z-flex.com

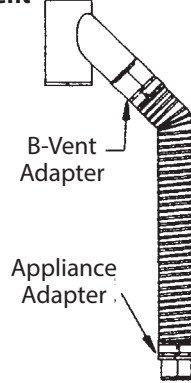
Z-FLEX CONNECTOR SYSTEM INSTALLATION INSTRUCTIONS

TYPICAL INSTALLATIONS

**Multiple Appliance
B-Vent**



**Single Appliance
B-Vent**



This U.L.I. listed connector meets the requirements of NFPA 54, ANSI 2231 and NFPA 211.

Usage

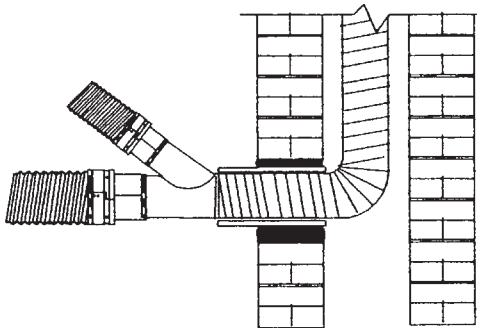
Double-wall flexible vent connector for connecting one or more appliances to double-wall Type-B gas vent and listed Z-FLEX liners. Use only with category 1 appliances listed for use with Type-B gas vent.

Warning

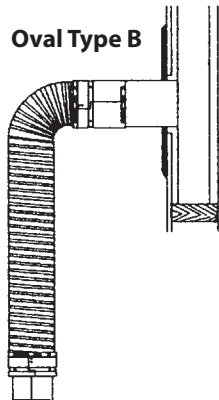
This product is not a Type-B gas vent and should not be used in applications where Type-B gas vents are required.

Clearance: One-inch to combustibles, do not enclose, do not pass through walls, floors, or ceilings.

Connector to Liner Single/Multiple



Oval Type B



The Z-FLEX connector system should be generally installed as follows:

- In as short and straight a run as possible with no unnecessary bends.
 - Without any dips or sags.
 - Sloped upwards at least 1/4 inch per foot.
 - No bends greater than 90°.
1. Fit B-Vent adapter onto B-Vent. Note flow direction label. Tighten gear clamp securely.
 2. Insert one end of flexible connector into B-Vent adapter and tighten clamp.
 3. If applicable, mount connector supports on wall or ceiling (using 1-1/2 inch drywall screws or equal) at 32 inch spacing. Next, clamp connector into supports by tightening #8 screws provided.
 4. Slide appliance adapter onto flexible connector and tighten gear clamp.
 5. Install appliance adapter over the appliance collar and tighten clamp. The installation is now complete.


Parts List:



1. B-Vent Adapter



2. Appliance Adapter



3. Flexible Connector



4. Connector Support

Z-FLEX LINERS AND DIRECT VENTING

www.z-flex.com

CHIMNEY LINER KITS — STAINLESS STEEL


Z-FLEX Stainless Steel Chimney Liner Kits come complete with everything you need to quickly and easily install a professional venting system.

Z-FLEX is engineered to quickly conduct heat, assisting in a natural draft system. It is manufactured from special high temperature and acid resistant stainless steel exclusive to Z-FLEX.

Z-FLEX's specially designed 'deep corrugations' provide for greater flexibility and ease of installation. The result is a clearly superior product offering incredible longevity.

When to Z-FLEX a Chimney

- When masonry chimney has no liner at all
- When damage to existing chimney lining is evident
- When new burner is installed on existing equipment
- When firing rate of existing burner is reduced
- When a new appliance is connected to an existing chimney
- When the existing chimney is oversized relative to heating equipment



Pellet, Oil and Gas Kit

Kit includes:

- Stainless Steel Liner
- Chimney Flashing
- Rain Cap
- Mortar Collar
- Top Support

Part #2OILKIT __Dia. __Lgth.

Available in 3" – 24" diameters. Lengths to 50'.

Please specify diameter and length at time of order.



Solid Fuel Kit*

Kit includes:

- Stainless Steel Liner
- Chimney Flashing
- Rain Cap
- Top Support
- Stacking Tee
- C-Connector

Part #2ZFKIT __Dia. __Lgth.

*Insulating Blanket Kit must be installed for a woodburning application (U.S. only).

Available in 3" – 24" diameters. Lengths to 50'.

Please specify diameter and length at time of order.

(cont'd on next page)

Z-FLEX LINERS AND DIRECT VENTING

www.z-flex.com

CHIMNEY LINER KITS — STAINLESS STEEL (cont'd)



Flexible S/S Round

Part #
2ZLSSXX __Dia. __Lgth.
Part #
2ZL294C __Dia. __Lgth.
Available in 2", 3", 4",
5", 6", 7", 8", 9",
10" diameters.
2' - 24' lengths in
multiples of 5'.



Double Wall Dripless Type "C" Connector

Part # 2CNNTAC __Dia.
Available in 2", 3", 4", 5", 6",
7", 8", 10" diameters. Used
to mate Z-FLEX Liner to
the T-Section, stove-pipe
or when going through a
fireplace adapter.



3-Piece 45° Adjustable Elbow

Part # 2RE45XX __Dia.
Available in 2", 3", 4", 5",
6", 7", 8", 10" diameters.



4-Piece 90° Adjustable Elbow

Part #
2RE90XX __Dia.
Available in 2",
3", 4", 5", 6", 7", 8", 10"
diameters.




Reducer/Incraser

Reducer Part # 2RD
__(dia.) R ____(dia.)X
Incraser Part # 2IN
__(dia.) I ____(dia.)X
Available in 3"-4",
4"-5", 5"-6", 6"-7",
6"-8", 7"-8",
8"-10" diameters.



Nose Cone

Part #
2NCXXXX __Dia.
Available in 2", 3", 4",
5", 6", 7",
8", 10" diameters. To
attach to liner, attach
rope to cone and pull
rope down chimney.



Insulating Blanket w/ Wrap and Gear Clamps

Part # 2INSKIT __Dia.
Includes 2 gear clamps
per 5" section.



Stacking Tee w/ Cap

Part # 2ZRBTXX __Dia.
Available in 2", 3", 4", 5", 6",
7", 8", 10" diameters.
Note: Z-FLEX Tees are
designed to be used
with both the Flex and
Rigid Lining Systems. Use
Type "C" Connector to
attach Flex to Tee section.



Stainless Steel Chimney Flashing

Starter Collar
16" x 16" Base
Part # 2ZSCSXX __Dia.
Available in 3", 4", 5", 6",
7", 8", 9", 10" diameters.




Storm Collar

Part # 2GAC __Dia.
Available in 2", 3",
4", 5", 6", 7", 8", 9",
10" diameters.
To be used as a
rain guard.



Stainless Steel Locking Bands

Part # 2ZRLBXX __Dia.
Available in 3", 4", 5", 6",
7", 8", 10" diameters.



Stainless Steel Rigid Liner

Part # 2ZR321X __Dia.
__Lgth.
Available in 3", 4", 5", 6",
7", 8", 9", 10" diameters.



Rain Cap

Part # 2RNCAPS __Dia.
Available in 3", 4", 5", 6",
7", 8", 10" diameters.



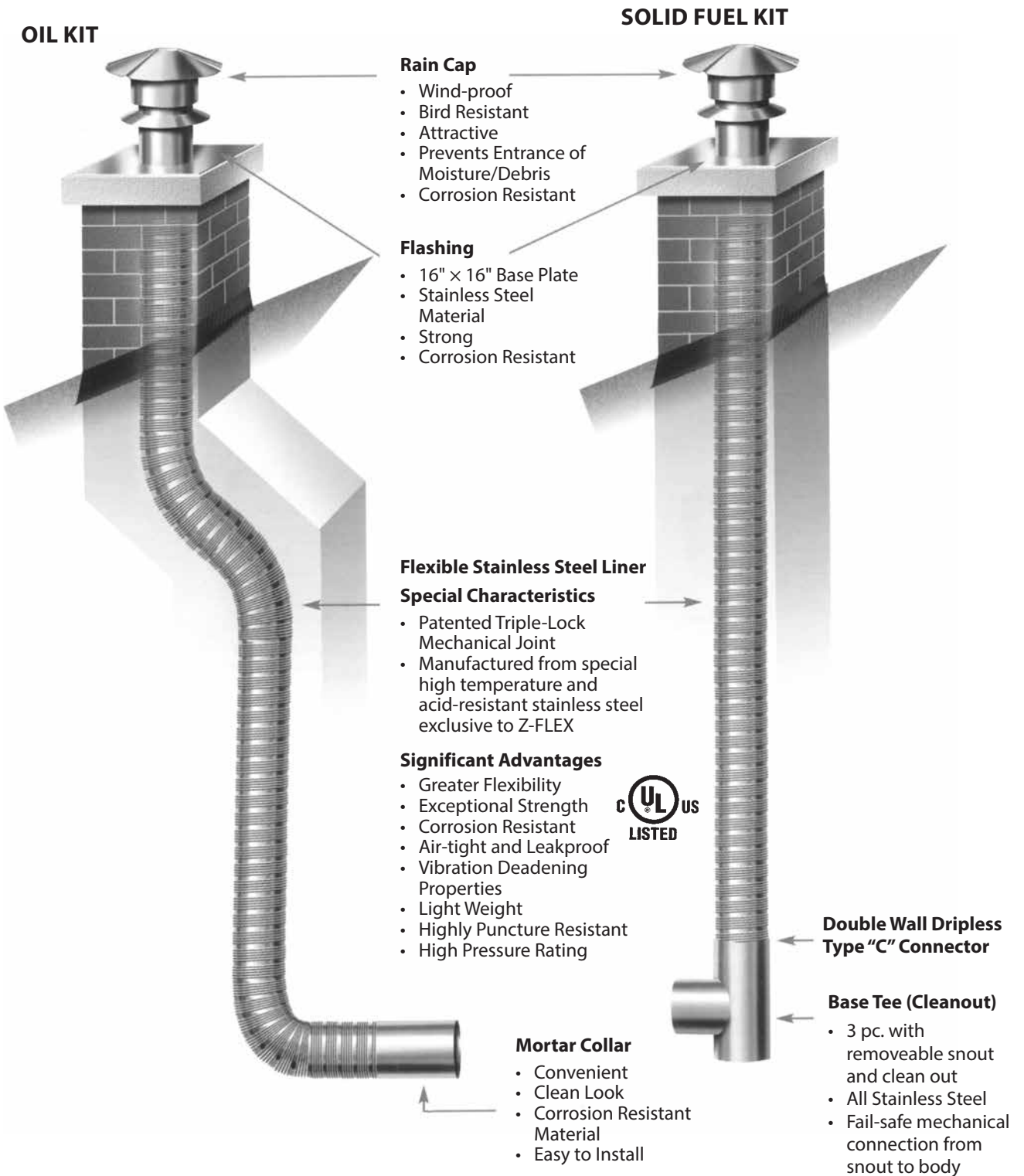
Top Support

Part # 2ZTSXXX __Dia.
Available in 3", 4", 5",
6", 7", 8", 10" diameters.

Z-FLEX LINERS AND DIRECT VENTING

www.z-flex.com

CHIMNEY LINER KITS — STAINLESS STEEL (cont'd)



NOTE: Some inspectors may require a cleaning tee on oil fired applications. Consult your local authority having jurisdiction. SS Kits may also be used with natural gas and propane equipment. Accessories available POA.

– E.&O.E. – All Prices F.O.B. Our Warehouse – Subject to Change Without Notice – All Taxes Extra – May not be Available at All Branches –

Z-FLEX LINERS AND DIRECT VENTING

www.z-flex.com

FLEXIBLE STAINLESS STEEL ROUND LINER AND ACCESSORIES

ITEM #	MODEL	DESCRIPTION
742804	2ZLSSXX4	4" x 25' S/S Flex/ft
742808	2ZLSSXX5	5" x 15' S/S Flex/ft
742810	2ZLSSXX5	5" x 20' S/S Flex/ft
742812	2ZLSSXX5	5" x 25' S/S Flex/ft
742814	2ZLSSXX6	6" x 15' S/S Flex/ft
742816	2ZLSSXX6	6" x 20' S/S Flex/ft
742818	2ZLSSXX6	6" x 25' S/S Flex/ft
742849	2RE90XX5	5" x 90' S/S Elbow
742850	2RE90XX6	6" x 90' S/S Elbow
742853	2RE45XX5	5" x 45' S/S Elbow
742854	2RE45XX6	6" x 45' S/S Elbow
742857	2GAC5	5" S/S Storm Collar
742858	2GAC6	6" S/S Storm Collar
742861	2RD6R5X	6" – 5" S/S Red
742862	2RD7R6X	7" – 6" S/S Red
742866	2RNCAPCB5	5" S/S CB Rain Cap
742867	2RNCAPCB6	6" S/S CB Rain Cap
742870	2ZRMXX5	5" S/S Mush Rain Cap
742871	2ZRMXX6	6" S/S Mush Rain Cap
742872	2ZRMXX7	7" S/S Mush Rain Cap
742873	2ZRMXX8	8" S/S Mush Rain Cap
742875	2NCXXX5	5" Nose Cone
742876	2NCXXX6	6" Nose Cone
742828	2ZRBXX4	4" S/S Tee
742830	2ZRBXX5	5" S/S Tee
742831	2ZRBXX6	6" S/S Tee
742834	2CNNDWA5	5" S/S Tee A Connection
742835	2CNNDWA6	6" S/S Tee A Connection
742836	2CNNDWA7	7" S/S Tee A Connection
742837	2ZSCSXX4	4" S/S Flashing
742838	2ZSCSXX5	5" S/S Flashing
742839	2ZSCSXX6	6" S/S Flashing
742840	2ZSCSXX7	7" S/S Flashing
742842	2CNNTAC5	5" S/S B Connection
742843	2CNNTAC6	6" S/S B Connection
742824	2ZTSXX5	5" Top Support Storm Collar
742826	2ZTSXX6	6" Top Support Storm Collar
742846	2IN5I6X	5" – 6" S/S Increaser

– E.&O.E. – All Prices F.O.B. Our Warehouse – Subject to Change Without Notice – All Taxes Extra – May not be Available at All Branches –

Z-FLEX LINERS AND DIRECT VENTING


www.z-flex.com

FLEXIBLE OIL-VENT™ CONNECTOR SYSTEM

Oil-Vent™ double-wall insulated vent connector is designed to make insulated connections between appliance and common vent (i.e. L-Vent, masonry chimney, or Z-FLEX chimney liner products), easy and economical. Simply cut to desired length and attach quick-connect ends. No drilling or screwing is required. Plus it eliminates costly elbows and accessories. Equivalent to Type L.

Oil-Vent™ single wall flexible vent connector is designed to make difficult installations easy and economical. It replaces rigid single pipe as a vent connector.

Both products are manufactured with a patented triple lock seam. Double-Wall and Single-Wall Oil-Vent are UL listed and offer 1" clearance to combustibles.



Oil-Vent™

Double Wall Insulated Vent Connector Kit

Kit includes:


- Length of Double Wall
- Appliance Connector
- Universal Connector

Part #2OVIKIT __Dia. __Lgth.

Available in 3", 4", 5", 6", 7, 8" diameters.

Available in lengths to 20'.

Please specify diameter and length at time of order.



Oil-Vent™

Single Wall Vent Connector Kit

Kit includes:

- Length of Single Wall
- Appliance Connector
- Universal Connector

Part #2OVSKIT __Dia. __Lgth.

Available in 3", 4", 5", 6", 7, 8" diameters.

Available in lengths to 20'.

Please specify diameter and length at time of order.



Oil-Vent Double Wall Universal Connector

Part #2OVIUCX __Dia.

The Universal Connectors fit any type of single wall pipe, any Type L-Vent or Z-FLEX Chimney Liner.



Oil-Vent Double Wall Appliance Connector

Part #2OVIACX __Dia.



Additional Length of Oil-Vent Double Wall

Part #2OILVENT __Dia. __Lgth.

Available in 3", 4", 5", 6", 7, 8" diameters.

Available in lengths to 20'.



Oil-Vent Single Wall Universal Connector

Part #2OVSWUC __Dia.

The Universal Connectors fit any type of single wall pipe, any Type L-Vent or Z-FLEX Chimney Liner.



Oil-Vent Single Wall Appliance Connector

Part #2OVSWAC __Dia.



Additional Length of Oil-Vent Single Wall

Part #2ZLSSXX __Dia. __Lgth.

Available in 3", 4", 5", 6", 7", 8" diameters.

Available in lengths to 20'.

Z-FLEX LINERS AND DIRECT VENTING

www.z-flex.com

Z-VENT III™

SPECIAL GAS VENT FOR CATEGORY II, III, IV HEATING EQUIPMENT

Designed for use with boilers, high efficiency furnaces, pool heaters, unit heaters and tankless water heaters. Available in sizes 3" to 24", single and double wall.

Connects in a Snap!

- Simple gasketed connection – no sealant needed*
- Features the highest pressure rating in the industry
- The only metallic special gas vent you can cut to length on site
- New fusion welded pipe seams for a smoother finish and better fit
- 1" clearance to combustibles – can be installed where clearances are minimal

*Patent Pending

SINGLE-WALL — AL 29-4C® STAINLESS STEEL

3" through 24" Diameters

- Complete systems – from starter to termination
- Cut-to-length or adjustable lengths available
- Up to 10 ft. lengths available in 3" and 4" diameters

Gasket Joint Connections – All Diameters

- Double Fail-Safe™ self-sealing gaskets
- Factory installed air-tight and water-tight seals
- No sealant required – saves installation time and money
- 1-3/4" overlapping secure-joint 3" through 12" diameters
- 2-3/4" overlapping secure-joint 14" through 24" diameters

Gear Clamp Closure System

- Field tested and time proven for more than 10 years
- Easy to install using standard tools
- On exterior of female joint
- Easy to replace if damaged during installation
- No screws, no tabs to bend, and no joint bands of coupling to install

Fusion Welded Pipe Seams

- High tech welding – no filler material used
- Air and water tight seams

Equipment Starter Adapters Available

- For most popular Category II, III and IV gas fired appliances
- Boilers – Water Heaters – Unit Heaters – Tankless WH's

Z-Vent is manufactured using AL29-4C® advanced ferritic stainless steel* with unmatched corrosion resistance for use with condensing furnaces and boilers. Z-Vent was developed in the early 1980s and has thousands of field installations to date. Z-Vent is now manufactured utilizing a fail-safe gasket connection. No sealant is required. Z-Vent is suitable for use with boilers, high efficiency furnaces, pool heaters, unit heaters, and water heaters.

*AL294C is a registered trademark of Allegheny Ludlum Steel Corporation.

(cont'd on next page)



The lengths of pipe may be cut on non-expanded end using aviation snips or a hacksaw (24 tpi). The cut end must be filed or sanded smooth before joining.



Gas-Tight Double Lip Seal

Z-FLEX LINERS AND DIRECT VENTING

www.z-flex.com

Z-VENT III™ (cont'd)

SPECIAL GAS VENT FOR CATEGORY II, III, IV HEATING EQUIPMENT (cont'd)

45 DEGREE ELBOW

Catalogue No	Size	A	B	C
02SVEEWC0345	3"	3"	8.25"	5.5"
02SVEEWC0445	4"	4"	7"	5.7"

HORIZONTAL DRAINPIPE

Catalogue No	Size	A	B
02SVEDWC	3"	3"	8.5"
02SVEDWC	4"	4"	10.5"

90 DEGREE ELBOW

Catalogue No	Size	A	B	C
02SVEEWC0345	3"	3"	8.25"	5.5"
02SVEEWC0445	4"	4"	7"	5.7"

GAS VENT PIPE

Catalogue No	Size	A
02SVPWC03	3"	3"
02SVPWC04	4"	4"

WALL TERMINATION

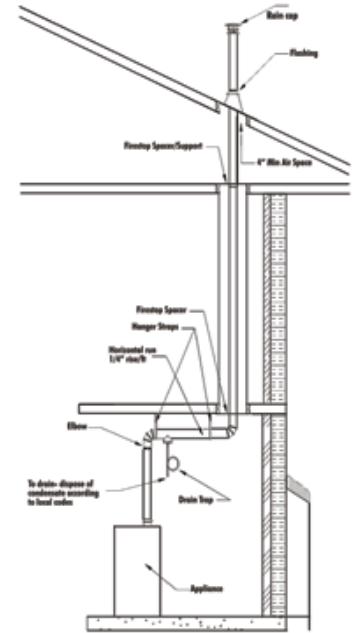
Catalogue No	Size	A	B	C
02SVSRTX03	3"	3"	4"	5"
02SVSRTX04	4"	4"	4"	6"

VERTICAL DRAIN/TEE

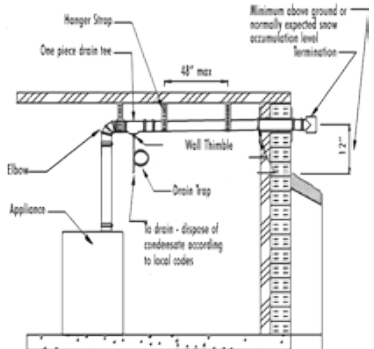
Catalogue No	Size	A	B
02SVEVWC03	3"	3"	7.5"
02SVEVWC04	4"	4"	7.5"

Typical Installations

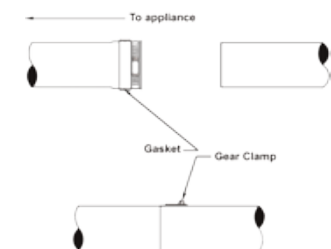
Vertical Detail



Side Wall Detail



Joint Detail



Features:	Benefits:
Gasketed connections	No sealant required. Immediate start up, no call backs
The highest pressure rating in the industry	More than 3 times the industry standard
Fusion welded pipe seams	Provides an air-tight seam, smooth finish and a better fit
The only metallic special gas vent than can be cut to length on site	Being able to cut the product in the field will save you time and money. Pipe available from 6" through 10"
1" clearance to combustibles	Can be installed with minimum clearance to combustibles

Appliance connectors available for most equipment. Please refer to price guide

*All drawings are for illustrative purposes only. Please refer to guide for specific U.L. installation instructions. Always defer to local building codes.
 ** AL29-4C is a registered trademark of Allegheny Ludlum Steel Corporation

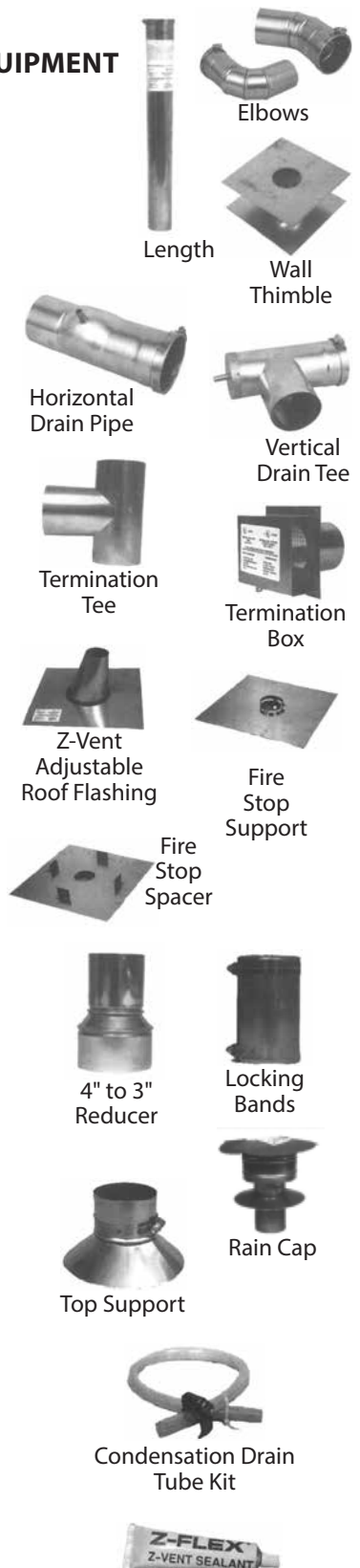
Z-FLEX LINERS AND DIRECT VENTING

www.z-flex.com

Z-VENT III™ (cont'd)

STAINLESS STEEL GAS VENT FOR CATEGORY III AND IV HEATING EQUIPMENT

ITEM #	MODEL	DESCRIPTION
742508	2SVEPWC36	3" × 6" S/S Length
742506	2SVEPWC312	3" × 12" S/S Length
742505	2SVEPWC318	3" × 18" S/S Length
742503	2SVEPWC324	3" × 24" S/S Length
742504	2SVEPWC336	3" × 36" S/S Length
742501	2SVEPWC348	3" × 48" S/S Length
742502	2SVEPWC360	3" × 60" S/S Length
742512	2SVEEWC345	3" × 45° S/S Elbow
742510	2SVEEWC390	3" × 90° S/S Elbow
742520	2SVSWTX3	3" Wall Thimble
742524	2SVEDWC3	3" Horizontal Drain Pipe
742514	2SVEVWC3	3" Vertical Drain Tee
742516	2SVSTTX3	3" Termination Tee
742528	2SVSRTX3	3" Termination Box
742533	2SVSLSX3	3" Top Support/Storm Collar
742536	2SVSADJ3	3" Adjustable Roof Flashing
742534	2SVSSCS3	3" Flat Roof Flashing
742530	2SVSFSX3	3" Firestop Spacer
742532	2SVSFSS3	3" Firestop Support
742522	2SVSLBX3	3" Locking Bands
742526	2SVSRCX3	3" Rain Cap
742600	2SVEPWC46	4" × 6" S/S Length
742601	2SVEPWC412	4" × 12" S/S Length
742602	2SVEPWC418	4" × 18" S/S Length
742603	2SVEPWC424	4" × 24" S/S Length
742604	2SVEPWC436	4" × 36" S/S Length
742605	2SVEPWC448	4" × 48" S/S Length
742610	2SVEEWC445	4" × 45° S/S Elbow
742611	2SVEEWC490	4" × 90° S/S Elbow
742614	2SVSWTX4	4" Wall Thimble
742616	2SVEDWC4	4" Horizontal Drain Pipe
742618	2SVEVWC4	4" Vertical Drain Tee
742620	2SVSTTX4	4" Termination Tee
742622	2SVSRTX4	4" Termination Box
742624	2SVSLSX4	4" Top Support/Storm Collar
742626	2SVSADJ4	4" Adjustable Roof Flashing
742632	2SVSSCS4	4" Flat Roof Flashing
742628	2SVSFSX4	4" Firestop Spacer
742630	2SVSFSS4	4" Firestop Support
742634	2SVSLBX4	4" Locking Bands
742518	2SVERWC0403	4" – 3" Reducer
742527	2SVSRCX4	4" Rain Cap
742546	2SVEDTK	Condensation Drain Tube Kit — 1.5 ft.
742562	2SILRRTV106X	Z-Vent Sealant (Tube)



– E.&O.E. – All Prices F.O.B. Our Warehouse – Subject to Change Without Notice – All Taxes Extra – May not be Available at All Branches –

Z-FLEX LINERS AND DIRECT VENTING

www.z-flex.com

Z-VENT III™ (cont'd)

Z-VENT ADAPTERS

ITEM #	MODEL	DESCRIPTION
742564	2SVSNA03.5	3" Teledyne Laars/Nortec Adapter
742565	2SVSNA0401	4" Teledyne Laars/Nortec Adapter
742538	-	3" Burnham Adapter
742700	-	5" x 6" S/S length
742702	-	5" x 12" S/S length
742704	-	5" x 18" S/S length
742706	-	5" x 24" S/S length
742708	-	5" x 36" S/S length
742710	-	5" x 48" S/S length
742712	-	5" Firestop spacer
742716	-	5" Rain Cap S/S
742718	-	5" x 90° Elbow S/S



DIRECT VENT KITS FOR GAS FIREPLACES

ITEM #	DESCRIPTION
702752	4"/7" x 5 ft. Kit
702756	4"/7" x 10 ft. Kit
702755	4"/7" x 15 ft. Kit
702757	4"/7" x 20 ft. Kit
702754	4"/7" x 25 ft. Kit
702762	5"/8" x 5 ft. Kit
702764	5"/8" x 10 ft. Kit
702784	5"/8" x 15 ft. Kit
702785	5"/8" x 20 ft. Kit
702786	5"/8" x 25 ft. Kit
702763	Spring Kit for DV Flex Kit
702788	4.5"/7.5" x 15 ft. Kit
702790	4.5"/7.5" x 25 ft. Kit
702792	4.5"/7.5" x 35 ft. Kit



- E.&O.E. - All Prices F.O.B. Our Warehouse - Subject to Change Without Notice - All Taxes Extra - May not be Available at All Branches -

Z-FLEX LINERS AND DIRECT VENTING

www.z-flex.com

LENNOX FLEX VENT KITS

ITEM #	DESCRIPTION
C702799	3 ft. Length
C702799	4 ft. Length
C702799	5 ft. Length
C702799	6 ft. Length
C702799	12 ft. Length
C702799	15 ft. Length
C702799	24 ft. Length
C702799	25 ft. Length
C702799	40 ft. Length
C702799	Lennox Flex Spacer

SPECIAL ORDERS

Industrial flexible duct for the following applications may be ordered from your ECCO Supply™ Sales Representative:

- General Service
- Utility Food Grade Fabric
- Temperature Loss Protection
- High Temperature Service
- Fume Control Service
- Specialty Metal Tubing
- High Temperature Fume Control
- Medium Duty Service
- Welding Exhaust
- Heavy Duty Service
- Blower Duct
- Garage Exhaust Hose
- Accessories for Garage Exhaust Hose

Z-FLEX LINERS AND DIRECT VENTING

www.z-flex.com

Z-VENT APPLIANCE ADAPTERS

MANUFACTURER	MODEL	PART NO.
Aerco International	Benchmark	2SVAER0890
	KC-1000	2SVSA06
	Modulex Series	Standard Vent Pipe, 4", 6"*
Ajax	Goldstar GS-10, GS-15	Standard Vent Pipe, 6", 8"*
A.O. Smith	Genesis GB & GW-200	2SVSNA04.5
	GB & GW-300	2SVSA05
	GB & GW-400 & 500	2SVSA06
	GB & GW 650 & 750	2SVSA08
	GB & GW 1000	2SVSA10
	GB & GW 1300 & 1500	2SVSA12
	GB & GW 1850 & 2100	2SVSA14
	GB & GW 2500	2SVSA16
	Legend 2000 LB & LW	2SVSA06
	Legend 2000 LB & LW-1000	2SVSA07
	Pro Star XT	2SVSNA04.5
705		2SVSNA04.5
		2SVSNA04.5
Beacon/Morris	BRU	2SVSNA04.5
	BTU	2SVSA05,06
Bosch	125 FX	2SVFX04
	425 EF	2SVFX04
	240 FX	2SVSNA04.5
	250 SX, 2500 ES, 2700 ES	Standard Vent Pipe 3"
	GHW-635 ES	Standard Vent Pipe 3"
Buderus	G115 Series	2SVSNA04.5, 2SVSA05
	G124X	2SVB03
	GA124	2SVB03
	GA244/ 37, 44, 53	2SVB03
	GA244/ 62	2SVB04
	GB142	2SVSNA03.5
	GB312	2SVSGBA06, 08
	SB615 Series	2SVSBA67, 07. 08, 10, 12
	SB735 Series	2SVSBA14
Burnham	Independence PV	2SVSHF03
	Minute Man II	2SVSHF03
	Revolution	2SVSHF03
	Series PV2	2SVSTA03
	Spirit	2SVSHF03
	PVG/SCG Series	2SVSHF03
	VII Series	2SVSA08,10,12,14,16
Camus Boiler	Microflame Series I-060,100	2SVSNA03.5
		2SVSNA04.5
		2SVSA05
		2SVSA06
	Microflame Series II-800,1000 -1200,1400	2SVSA08 2SVSA10

*Sealant required.

- E.&O.E. - All Prices F.O.B. Our Warehouse - Subject to Change Without Notice - All Taxes Extra - May not be Available at All Branches -

Z-FLEX LINERS AND DIRECT VENTING

www.z-flex.com

Z-VENT APPLIANCE ADAPTERS (cont'd)

MANUFACTURER	MODEL	PART NO.
	-1600,1800+	2SVSA12
	Microflame Grande 2000	2SVSA12
	-20,053,000	2SVSA14
	DynaFlame-500	2SVSA06
	-750,1100	2SVSA08
	-1500, 1750	2SVSA10
	-2000, 2500, 3000	2SVSA12
Cleaver Brooks	MCF Series	tba
	FLX Series	tba
Crown Boiler Co.	Bali BWF 061-162	2SVSHF03
	Bali BWF 915-229	Standard Vent Pipe 4"*
	Bimini BWC150, 225	2SVSHF03, 04
	Cabo CSC 50-150	2SVSHF03
	Cabo CSC 175, 200	Standard Vent Pipe 4"*
	Cabo II CDW060-245	2SVSFHF03
Columbia Boiler	LVG Series	tba 4"
	CDV 38-125	2SVSNA03.5
	CDV 150-200	2SVSNA04.5
Dunkirk	XE Series-2 thru 5	2SVSACAF03
Fulton Boiler Works	Pulse Pack PHW 300, 500	tba
	Pulse Pack PHW 750-100	2SVSAF04
	Pulse Pack PHW-2000	2SVSA06
	Vantage VTG3000	2SVSA12
Gasmaster Industries	GMI 200, 300, 400	2SVSNA04.5
	GMI 600	2SVSA06
	GMI 800, 1M	2SVSA08
	GMI 1.5M, 2M	2SVSA12
	GMI 4M	2SVSA18
Hayward Pool Products	H250IDL(P) & H400IDL(P)	Standard Vent Pipe 6"
Hobart Corp.	IB57, IB140	2SVSNA03.5
	IB235, IB290	2SVSNA04.5
Hydrotherm	2001 Boiler	2SVSHF03
	HI Series	2SVSNA04.5
	IHS Series	2SVSNA04.5
	ID Series	2SVSNA04.5
	KN10-1600	2SVSNA04.5
	KN10-1000, 2000	2SVSA06, 08,
	Saber FX Series	2SVSHF03, 04
Jandy	LXi 250, 300	2SVSA05
	LXi 400	2SVSA06
	HI-E2	2SVSA05
Laars	Endurance EBP, EDN, & EDP	2SVSNA03.5
	Mini Therm Jvi	2SVSNA04.5
	Mini-Combo id	2SVSNA04.5
	Rheos 1200, 1600	2SVSA05

*Sealant required.

- E.&O.E. - All Prices F.O.B. Our Warehouse - Subject to Change Without Notice - All Taxes Extra - May not be Available at All Branches -

Z-FLEX LINERS AND DIRECT VENTING

www.z-flex.com

Z-VENT APPLIANCE ADAPTERS (cont'd)

MANUFACTURER	MODEL	PART NO.
	Rheos 2000	2SVSA07
	Rheos 2400	2SVSA10
	Pennant Series	2SVSA06,08,10,12
	Mighty Therm	2SVSA10,12,14,16
Lennox	CMWB 2-7	Standard Vent Pipe*
	CXE 2-7	Standard Vent Pipe*
Lochinvar	Copper-Fin	CBN 2SVSA06,08,10,12,14
	Copper-Fin II CHN	2SVSA05,06,08,10,12,14
	Efficiency+ EBN 100	2SVSLBF03*
	Efficiency+ EBN 150,200	2SVSNA04.5
	Efficiency+ EBN 250,300	2SVSA05
	Intelli-Fin IBN 1500-2000	2SVSA06,07,08
	Power-Fin PBN 250-2000	2SVSA04,06,08,10
	Power-Fin PFN 250-2000	2SVSA04,06,08,10
	JKB2000	2SVSLA03
	JKB2000 (PVC)	2SVSLPVC3
	JKB2001	2SVSLA04
Modine	Model PV	2SVSNA03.5
	Model Hot Dawg	2SVSAHD03
	PDP 125	2SVMPE04
New Yorker	PVCG Series	2SVSHF03
Nordyne	G6RA-045	2SVSNA03.5
	G6RA-060-120	2SVSNA04.5
	G6RA-144	2SVSA05
	G6RAK (all models)	2SVSNA04.5
Nortec	GS Series 100	2SVSNA03.5
	GS Series 200-400	2SVSNA04.5
	GS Series 500-600	2SVSA05, 06
	GN Series 100-400	2SVSNA03.5, 04.5
Noritz	N-042	2SVWA03
	N-063S, N-069M, N084M	2SVWA04
	N-132M	2SVWA05
Paloma Industries	PH-16, PH-20, PTG42-PVN	2SVPA03
	PH-28RIFS	2SVSNA04.5
Patterson-Kelley, Co.	Modu-Fire Series	2SVSA10,12
	Thermific Series	2SVSA10,12
	Pulsar PO	2SVSA05
	Mach C-300	2SVSNA04.5
	Mach C-450	2SVSA05
	Mach C-750	Standard Vent Pipe 6"
	Mach C-900, 1050	2SVSA08
Peerless	Series DE	2SVSLBF03*
	Series PDE	2SVSLBF03*
	Series PSC	2SVSLBF03*
	Series PSC II	2SVSHF03

*Sealant required.

- E.&O.E. - All Prices F.O.B. Our Warehouse - Subject to Change Without Notice - All Taxes Extra - May not be Available at All Branches -

Z-FLEX LINERS AND DIRECT VENTING

www.z-flex.com

Z-VENT APPLIANCE ADAPTERS (cont'd)

MANUFACTURER	MODEL	PART NO.
Pennco	FSB Series	2SVSACAF03
Pentair	MiniMax NT	4STPHA04
	Mastertemp 400	4STPHA04
Precision Temp	PT-200 Gas Booster Heater	2SVSNA04.5
Quietside	QVM8 Series	2SVSNA03.5
	QXM8 Series	2SVSNA03.5
Raypak	Advanced Design Boiler-500	2SVSA06
	ADB-750	2SVSA08
	ADB-1000	2SVSA10
	ADB-1500	2SVSA12
	HI Delta 122	2SVSNA04.5
	HI Delta 162-2342	2SVSA05,06,08,12,14,16
RBI Water Heaters	Futura 65, 100, & 150	2SVSNA03.5
	Futura 200, 250, 300	2SVSNA03.5
	Futura II Series 500-1950	2SVSA06,08,09,10,12
Reznor	FT30-65	2SVSNA04.5
	BE & FE 25-100	2SVSNA04.5
	BE & FE 125-250	2SVSA05
	BE & FE 300-400	2SVSA06
Rheem/Ruud	RTG42 PVN (pronto! 4.2)	2SVPA03
	RTG 53	2SVPA03
	RTG74 (pronto! 7.4)	2SVSNA04.5
	PH28	2SVSNA04.5
	GV-199	2SVSNA04.5
Rinnai	All models	2SVSNA04.5
	R98, R98LSI	2SVSNA04.5
Slantfin	Caravan Series	2SVSHF03
	Concept 21 Series	2SVSHF03
	Victory II Series	2SVSHF03
	Victory VSPH Series	2SVSHF03
	Prodigy 21	2SVSHF03
Smith	GV100 Series	2SVESHA04
Sta-Rite	Sta-Rite Pool Heater	4STPHA04
	Max-E-Therm SR Pool or Spa Heater	4STPHA04
State Water Heaters	Aurora GAX194	2SVSNA04.5
Takagi	T-K2, T-K1, T-K1S, TK jr,	2SVSNA04.5
	T-KD20, T-M1	2SVSNA04.5
Thermal Solutions	Evolution EVH 250	2SVSHF03
	Evolution EVH 500 & 750	Standard Vent Pipe 4"*
	Evolution EVH 1000-2000	Standard Vent Pipe 6"*
Thermo-Dynamics	LMGD Series	2SVSLBF04*
Triangle Tube	HM Series, Delta Performance,	2SVSTA03
	Delta Performance +	2SVSTA03
	Prestige Solo	2SVSTTA03, 04, 04.5
Utica Boilers	DV, DVA 38-125, DVB 50-125	2SVSUBAF03

*Sealant required.

- E.&O.E. - All Prices F.O.B. Our Warehouse - Subject to Change Without Notice - All Taxes Extra - May not be Available at All Branches -

Z-FLEX LINERS AND DIRECT VENTING

www.z-flex.com

Z-VENT APPLIANCE ADAPTERS (cont'd)

MANUFACTURER	MODEL	PART NO.
	DV, DVA 150-200, DVB 150-200	2SVSUBAF04
	USC Series	2SVSUBAF03
Vapac	GF series	tba
Viessmann	Vitogas 50 ECV, Vitodens 200	2SVSVB03
	Vitogas 100 GS10	2SVSA08
	Vitodens WB2 11-44 & 15-60	2SVSVB04
	Vertomat VSB 17,22,28	2SVSA08
	Vertomat VSB 37,46,57	2SVSA10
	Vertomat VSB 72, 89	2SVSA12
Wai Wela	PH 16, PH 20	2SVPA03
	PH-28	2SVSNA04.5
Weben Jarco	Vision 3000-750	Standard Vent Pipe 6"
	Vision 3000-1000	Standard Vent Pipe 8"
	Vision 3000-1500 & 2000	Standard Vent Pipe 10"
	E-Finiti E_20	2SVSNA03.5
	E-Finiti E_40, E_60	2SVSNA04.5
	E-Finiti E_75, E_100	2SVSA06
	E-Finiti E_125, E_150	2SVSA08
	E-Finiti E_175, E_200	2SVSA10
Weil-McLain	GV ST (Series 2)	2SVEMGVX03
	CGs, CGI, CGt	2SVEWMFA03
	Gold Series 3, 4	2SVEVSTF03
Williamson Thermoflo	GWl Series	2SVEWMFA03

*Sealant required.

SPECIAL ADAPTORS

4" Single Wall to Double Wall Adaptor	Connects single wall Z-Vent™ to double wall Z-Vent™	2SVDSA04
3" Z-Vent™ to PVC Adaptor	Connects a 3" Z-Vent™ pipe (start of pipe run) to 3" PVC pipe (end the pipe run)	2SVSZVPVC03
Z-Vent™ to Safety Vent Adaptor	Connects Z-Vent™ to Safety Vent co-axial vent termination	2SVSSVA03
Slant-Fin Horizontal Vent Terminator Adaptor	Connects Z-Vent™ to Slant-Fin's horizontal vent termination (part # 665-191)	2SVSSLA1
Z-Vent™ Locking Bands	Helps lock together two pieces of Z-Vent™ pipe.	2SVSLBF03,04
Z-Vent™ Sealant*	High temperature silicone sealant required to adapt some pipe to certain flues	2SILRRTV106X

Z-FLEX LINERS AND DIRECT VENTING

www.z-flex.com

Z-VENT SPECIAL COMMERCIAL SYSTEMS

DOUBLE-WALL — AL 29-4C® STAINLESS STEEL

3" through 24" Diameters

- 1" airspace insulated double-wall vent system
- AL 29-4C® Stainless Steel (SS) inner gas vent conduit
- 304 Stainless Steel (SS) outer jackets
- Complete systems – From starter to termination
 - 4-foot lengths available in 3" – 8" diameters
 - Elbows, Tees, Supports, Flashings, etc
 - Adjustable lengths – all diameters

Gasket Joint Connection – All Diameters

- Double Fail-Safe™ self-sealing gaskets
- Air-tight and water-tight joint seal
- Factory installed
- No sealant required – saves installation time
- Insures proper seal every time

Features

- Gasketed connections
- Fusion welded pipe seams
- No sealant required, no cure time, or no call backs
- Air-tight seam, smooth finish, better fit
- Metallic special gas vent cut to length on site (single wall version) saves time and lowers cost
- Highest pressure rating in the industry; greater than 5 times the industry standard
- Singlewall and Doublewall, manufactured in diameters from 3" to 24"



Snap-Secure Joining System

- Fast, simple, and secure
- No tools required
- 1-3/4" overlapping secure-joint 3" through 12" diameters
- 2-3/4" overlapping secure-joint 14" through 24" diameters

Fusion Welded Pipe Seams

- High tech welding – no filler material used
 - Insure system anti-corrosive properties
- Air and water tight seams



ADVANCED ENGINEERING FOR HIGH EFFICIENCY GAS BOILERS AND HEATERS

Z-VENT Commercial is a revolutionary self sealing special Gas Vent System that dramatically reduces the total installed vent system cost.

Double Fail Safe™ Connections

Z-Vent Commercial components are supplied with self sealing gasket connections that install in half the time of field sealed systems. The special design of the gaskets, along with precision engineered close tolerance construction components, ensure an air and water tight fit. This air and water tight connection ensures optimum vent performance and reliability.

Highest Pressure Rating

Z-Vent Commercial components are supplied with factory installed, patented, fail safe sealing rating of 8" W.C.

UL Tested and Listed

Z-Vent Commercial Model SVE IV Special Gas Vent System is tested and listed by Underwriters Laboratories to UL 1738 Venting Systems for Gas-Burning Appliances, Category II, III and IV. Conforming to the Underwriters Laboratories pressure specifications with the water tight connections, ensure reliability and optimum vent performance. Leakage tested to 2-1/2 times the UL pressure rating of 8" W.C.



Z-FLEX LINERS AND DIRECT VENTING

www.z-flex.com

Z-VENT SPECIAL COMMERCIAL SYSTEMS (cont'd)

Suggested Specification

Venting shall be Z-Vent model SVE IV as manufactured by Z-Flex.

The vent system shall consist of factory welded pipe and fittings incorporating a factory fitted sealing gasket which, when installed in accordance with the manufacturers installation instructions, will seal the pipe joints without the use of field applied sealant.

The vent system shall be leakage tested to 8" W.C. positive pressure.

The vent system will be tested and listed by Underwriters Laboratories to UL1738/ULC S636 with a maximum allowable continuous flue gas temperature of 550°F.

MODEL SVE IV SPECIAL GAS VENT SYSTEM TECHNICAL DATA

Application

Z-VENT is a factory built, engineered AL 29-4C special gas venting system suitable for venting positive or negative pressure residential and commercial gas fired heating equipment. The maximum allowable continuous flue gas temperature for Model SVE IV is 550° F(288°C).

Model SVE IV Single Wall

3" to 24" diameter for use with Category II, III and IV gas-burning appliances only, where the maximum vent gas temperature at the appliance outlet does not exceed 550°F. When the vent system is installed in an unenclosed horizontal installation, a minimum clearance to combustible construction of 3" must be maintained. When the vent system is installed in an unenclosed vertical installation, a minimum clearance to combustible construction of 3" must be maintained. When the vent system is installed in an enclosed vertical installation, a minimum clearance to combustible construction of 6" must be maintained. See manufacturer's installation instructions and appliance manufacturer's instructions for recommended clearances at other vent temperatures.

Model SVE IV Double Wall

3" to 24" diameter for use with Category II, III and IV gas burning appliances only, where the maximum vent gas temperature at the appliance outlet does not exceed 550°F. When the vent system is installed in an unenclosed horizontal installation, a minimum clearance to combustible construction of 2" must be maintained. When the vent system is installed in an unenclosed vertical installation, a minimum clearance to combustible construction of 2" must be maintained. When the vent system is installed in an enclosed vertical installation, a minimum clearance to combustible construction of 6" must be maintained. See manufacturer's installation instructions and appliance manufacturer's instructions for recommended clearances at other vent temperatures.

Construction

The inner flue is manufactured from superferritic AL 29-4C stainless steel. The AL 29-4C alloy shows excellent resistance to chloride ion pitting, crevice corrosion and stress corrosion cracking making it the ideal choice for battling the effects of high temperature flue gases and corrosive condensate from high efficiency gas heating equipment. A unique built-in gasket system provides air and water tight connections with no sealant required. Leakage tested to 2-1/2 times the UL listed pressure rating of 8" water column.

The double wall system has a one inch air space between the vent walls providing an insulation factor. This reduces clearance to combustibles and helps to maintain stack temperature, an important feature in the safe venting of modern high efficiency heating equipment. The outer wall is fabricated from type 304 stainless steel. Fusion welded components provide superior fit, reduced turbulence and flow resistance. Also eliminated are crevices and other spots where condensation can collect and corrode the vent.

Patented Sealing System

Z-VENT components are supplied with factory installed, patented (US patent 6-523-865), self-sealing gaskets. The gaskets special design along with precision engineered close tolerance construction ensure an air and water tight fit leakage tested to 2-1/2 times the UL pressure rating of 8" W.C.

Approval

3" to 12" UL tested and listed to UL1738/S636 Venting Systems for Gas-Burning Appliances, Category II, III and IV. File MH 18505



Z-FLEX LINERS AND DIRECT VENTING

www.z-flex.com

TRIPLE LOCK LINERS

- Triple lock construction – won't pull apart during installation or separate under extreme heat conditions.
- UL tested to 2100°F creosote burnout test
- Corrugations engineered for maximum "bend-ability"
- Propriety 316 grade S/S with titanium ensures indefinite life service, and safety in containing creosote fire

Rain Cap

- Wind-proof
- Bird resistant
- Prevents entrance of moisture/debris
- Corrosion resistant



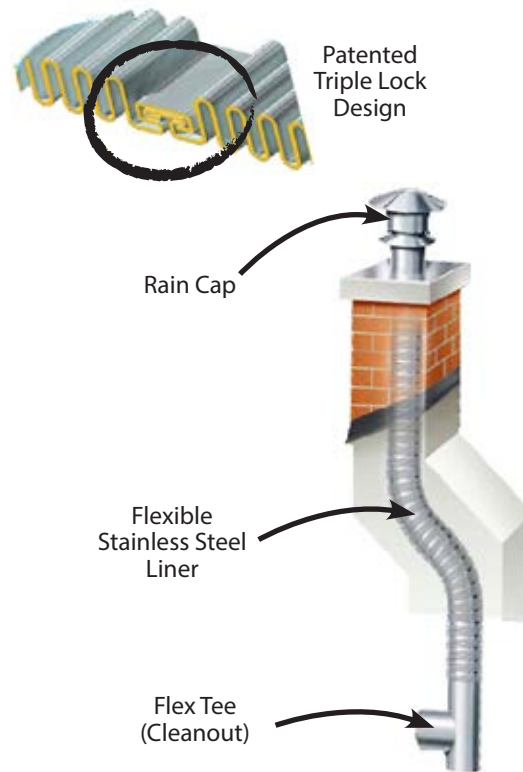
Flexible Stainless Steel Liner

- Special characteristics
- Patented triple-lock mechanical joint
- Manufactured from special high temperature and acid resistant stainless steel exclusive to Z-Flex



Flex Tee (Cleanout)

- 3-piece with removable snout and clean out
- All stainless steel
- Fail-safe mechanical connection from snout to body



Z-FLEX STAINLESS STEEL CHIMNEY LINER KITS FOR WOOD STOVES

Solid fuel chimney liner kits come complete with everything needed to quickly and easily install a professional venting system.

Z-Flex is engineered to quickly conduct heat, assisting in a natural draft system. It is manufactured from special high temperature and acid resistant stainless steel exclusive to Z-Flex.

Z-Flex's specially designed "deep corrugations" provide for greater flexibility and ease of installation. The result is a clearly superior product offering incredible longevity.

Z-Flex's Solid Fuel Chimney Liners are manufactured from special high temperature, proprietary 316 TI "plus" grade, acid-resistant, stainless steel and titanium exclusive to Z-Flex™ with innovative corrugations engineered for maximum flexibility. UL tested to 2100°F to ensure indefinite service life and maximum safety under extreme heat conditions, making Z-Flex™ the industry's safest and easiest to install lining system. Pellet, Oil and Gas Kits include: stainless steel liner, chimney flashing, rain cap, mortar collar and top support. Available in 3" to 24" diameters and lengths to 50 foot.



Z-FLEX LINERS AND DIRECT VENTING

www.z-flex.com

PELLET AND SOLID FUEL TRIPLE LOCK CHIMNEY LINER KITS

Pellet and solid fuel chimney liner kits come complete with everything needed to quickly and easily install a professional venting system.

Z-Flex Pellet and Solid Fuel Chimney Liners are manufactured from special high temperature, proprietary 316 TI "plus" grade, acid-resistant, stainless steel and titanium exclusive to Z-Flex™ with innovative corrugations engineered for maximum flexibility. UL tested to 2100°F to ensure indefinite service life and maximum safety under extreme heat conditions, making Z-Flex™ the industry's safest and easiest to install lining system.

Pellet, Oil and Gas Kits include: stainless steel liner, chimney flashing, rain cap, mortar collar and top support. Available in 3" to 24" diameters and lengths to 50 foot.



Pellet Kit without Tee

Order No: 20ILKTX _ _ _ _
(dia) (lgth)

Pellet Kit with Tee

Order No: 22FLKIT _ _ _ _
(dia) (lgth)

Fresh Air Kit for Pellet Stoves

Order No: 2FAKIT0205

Dripless Type "A" Connector

Order No: 2CNTRC _ _ _ _
(dia) (lgth)

Order No: 2CNNDWA

Bulk Fresh Air Duct for Pellet Stoves

2" x 25' roll
Order No: 1TLXXX0225

2" x 50' roll
Order No: 1TLXXX0250

4" Flex Ready Pellet Tee with 3" branch

Order No: 22PT43

Reducer/Increaser

Order No: 2RD _ R _ X
(lg) (sm)

large end crimped

Order No: 2IN _ I _ X
(sm) (lg)

small end crimped

Nose Cone

Order No: 2NCXXX _ _ _
(dia)

Rain Cap

- Wind-proof & Bird Resistant
- Attractive
- Prevents entrance of moisture/debris
- Corrosion Resistant

Flashing

- 16" x 16" Base Plate
- Stainless Steel
- Strong & Corrosion Resistant

Flexible Stainless Steel Liner

Special Characteristics

- Patented Triple-Lock Mechanical Joint
- Manufactured special high temperature and acid-resistant stainless steel exclusive to Z-Flex

Double Wall Dripless Type "C" Connector

Base Tee (Cleanout)

- 3pc with removable snout and clean out
- All stainless steel
- Fail-safe mechanical connection from snout to body

Mortar Collar

- Convenient
- Clean Look
- Easy to Install
- Corrosion-resistant material

Significant Advantages

- Greater Flexibility
- Exceptional Strength
- Corrosion Resistant
- Air-tight and Leakproof
- Vibration Deadening Properties
- Light Weight
- Highly puncture resistant
- High pressure rating

Patented Triple Lock Design

- E.&O.E. - All Prices F.O.B. Our Warehouse - Subject to Change Without Notice - All Taxes Extra - May not be Available at All Branches -

Z-FLEX LINERS AND DIRECT VENTING

www.z-flex.com

OIL-DIRECT BY Z-FLEX

SIDEWAYS: The new direction for today's most efficient oilheat venting.

Oil-Direct by Z-Flex, specifically engineered to direct vent oil fire home heating equipment. It is safe and more reliable than power venting systems – which is why it is new being specified by oil equipment manufacturers throughout North America.

The unique Oil-Vent Kit comes complete with a one-piece flexible stainless steel vent, patented "Twist-On" connectors and patented all-weather Aerocowl "thru-the-wall" termination. Simple, easy, all in one kit... it's the fastest way to increase profits from oilheat direct venting!

- **For Manufacturers** – Simpler and more reliable than either natural-draft venting or power venting.
- **For Contractors** – Easier installation, no mechanical hook-up, less expensive and easier to sell.
- **For Customers** – Far less costly than a brick or factory-built chimney.

The new Z-Flex Oil-Direct Kit features a patented Aerocowl termination assembly that installs on an outer wall to control natural and forced-draft emissions. The scientifically designed and field tested termination diverts wind effects away from the termination, maintaining positive vent pressure in all weather conditions.

Test Proven Aerocowl Performance

Independent lab tests prove the Aerocowl's effectiveness in controlling and stabilizing flue pressure, eliminating heat loss through excessive draw while reducing fuel consumption. Since the aerodynamics prevent backdraft, flame size remains constant for complete, even burning, a shortened burn phase and superior efficiency compared to vertical venting.

Easy to Install

Consisting of only 3 components (vent section, end connects, and termination) Oil-Direct kits install in half the time of rigid vent kits.

Aesthetically Pleasing

The aerodynamically designed Aerocowl blends in naturally with its surroundings and comes complete with a protective outer cage.

Long Life

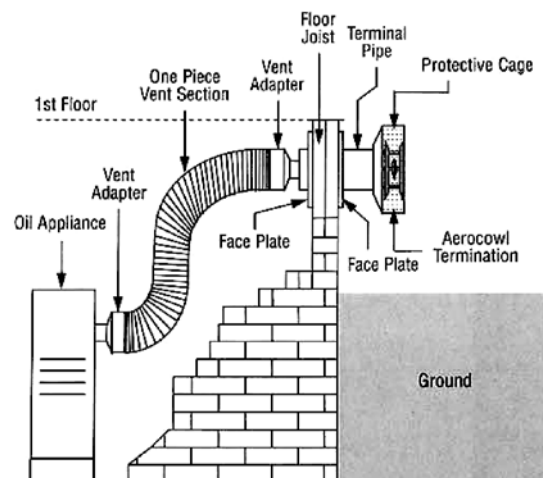

The vent system is fabricated entirely from 300 series stainless steel. Results of Comprehensive Accelerated Corrosion Tests revealed minimum life expectancy of 12 years for the vent system.

No Mechanical Components

The vent system has no mechanical or electrical components, making it virtually maintenance free with little or no chance of failure.



The one-piece vent section is comprised of an airtight, watertight, 316 titanium flexible tube, wrapped with a high-temperature insulation blanket, and a 2-ply aluminum jacket.



– E.&O.E. – All Prices F.O.B. Our Warehouse – Subject to Change Without Notice – All Taxes Extra – May not be Available at All Branches –